

KING COUNTY RURAL LIBRARY DISTRICT BOARD OF TRUSTEES

RESOLUTION 2019-09 ADOPTION OF 2020 BUDGET


DECEMBER 18, 2019

BE IT RESOLVED by the Board of Trustees of the King County Rural Library District, that the 2020 Budget for the District, in the form attached as Exhibit A hereto, is hereby approved.

ADOPTED by the Board of Trustees of the King County Rural Library District at an open, public, regular meeting thereof, held this 18th day of December, 2019.


Lalita Uppala, President

Pamela Grad, Secretary



Robin McClelland, Trustee


Angélica Alvarez, Trustee



Anne Repass, Trustee



Ron Higgs, Trustee



Max Harned, Trustee

EXHIBIT A
GENERAL FUND
Summary

Description	Actual 2018	Budget 2019	Budget 2020	Variance \$	Variance %
General Fund Beginning Balance	60,815,149	60,433,800	59,186,671	-1,247,129	-2.1%
Revenues	124,511,757	125,427,688	129,689,965	4,262,277	3.4%
50000 Expenditures					
51000 Library Operations					
51100 Salaries	53,705,206	57,550,884	58,245,468	694,584	1.2%
51200 Substitute Salaries	1,413,747	1,400,000	1,403,919	3,919	0.3%
51300 Personnel Benefits	20,851,584	22,396,507	23,224,318	827,811	3.7%
51400 Supplies	3,923,665	4,676,900	2,574,065	2,102,835-	-45.0%
51600 Staff Development	748,813	883,600	952,185	68,585	7.8%
51700 Professional Services	4,547,993	4,796,200	4,129,891	666,309-	-13.9%
51800 Communications	1,147,906	1,329,000	1,265,864	63136-	-4.8%
51900 Travel	167,833	185,300	199,870	14,570	7.9%
52000 Advertising	349,665	394,600	414,700	20,100	5.1%
52100 Operating Leases	2,416,843	2,687,330	2,778,000	90,670	3.4%
52200 Insurance	807,167	800,000	840,700	40,700	5.1%
52300 Utilities	2,130,976	2,330,000	2,420,000	90,000	3.9%
52400 Repair and Maintenance	14,410,647	11,188,450	12,105,042	916,592	8.2%
52600 Reserves		300,000	300,000		
52700 Miscellaneous	332,022	393,200	412,690	19,490	5.0%
52800 Intergovernmental Services	60,454	63,000	2,170,000	2,107,000	3344.4%
52900 Other Operations Expenditures	15,227	17,000	17,000		
53100 Library Materials -Non capital	3,257,828	2,955,800	3,441,300	485,500	16.4%
54100 Facilities - CIP		3,940,000	3,690,000	250,000-	-6.3%
54200 ITS-CIP			1,359,693	1,359,693	
51000 Library Operations	110,287,576	118,287,771	121,944,705	3,656,934	3.1%
60000 Capital Outlay					
60300 Furniture and Equipment	295,430	118,300		118,300-	82.2%
60330 Automated Materials Handling	16,500				
60400 Materials	10,689,687	11,314,300	10,464,200	850,100-	-7.5%
60600 Other Capital Outlay Expend.		16,000		16,000-	-100.0%
60000 Capital Outlay	11,001,617	11,448,600	10,464,200	984,400-	-8.6%
80000 Other Financing Uses					
80100 Transfers - Out	2,500,000	600,000		600,000-	-100.0%
80000 Other Financing Uses	2,500,000	600,000		600,000-	-100.0%
50000 Expenditures	123,789,193	130,336,371	132,408,905	2,072,534	1.6%
General Fund Ending Balance	61,537,713	55,525,117	56,467,731	942,614	1.7%